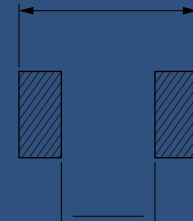
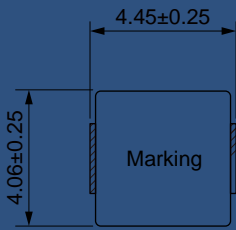


APPLICATION

- Headlamps, tail lamps and interior lighting
- HVAC
- Doors, window lift and seat control
- Audio subsystem
- Digital instrument cluster
- In-Vehicle Infotainment and navigation

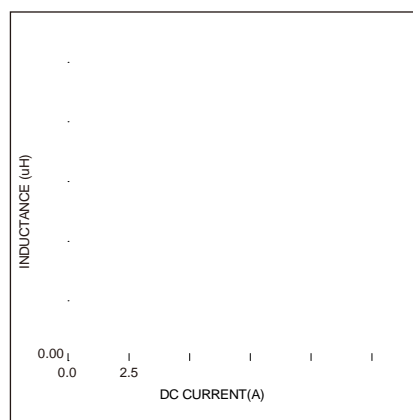
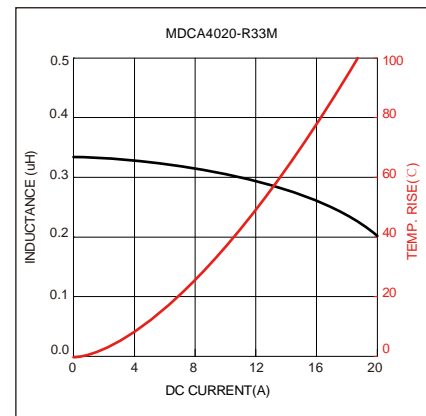
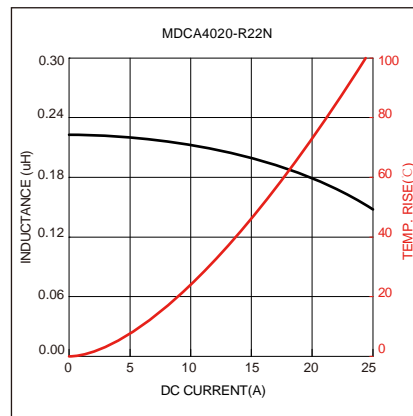
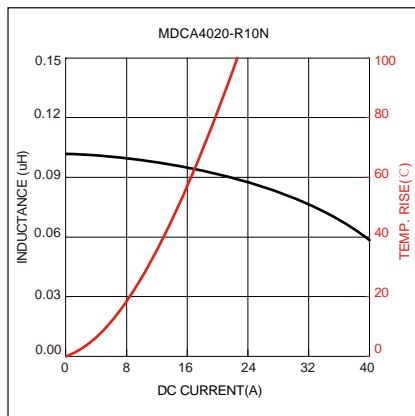


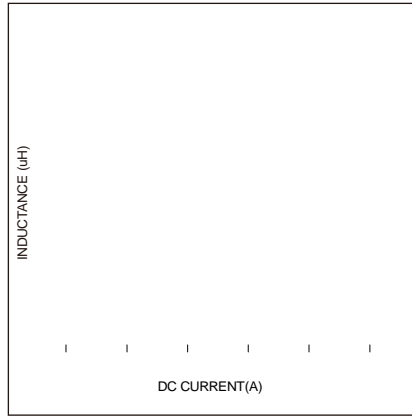
	Tolerance	Temperature Rise Current Typ. (A)	Saturation Current Typ. (A)		
	±30%	14.0	35.0	3.20	4.0
	±30%	13.0	24.0	6.60	7.3
	±20%	10.0	18.0	7.80	8.6
	±20%	8.00	12.0	11.2	14
	±20%	7.30	10.0	13.5	16
	±20%	7.00	10.0	16.0	19
	±20%	5.00	8.50	22.0	27
	±20%	4.50	7.00	34.8	42
	±20%	4.00	6.00	51.0	61
	±20%	3.50	4.00	69.0	76
	±20%	2.60	3.50	95.0	105
	±20%	2.20	3.00	112	125
	±20%	2.10	2.80	150	172
	±20%	2.00 g	Y 2.50	0.33	158
				0.47	
				0.56	
				0.68	
				1.00	
				1.50	

Inductance
@ 100KHz/1V
(µH)

Part No	Inductance @ 100KHz/1V (μ H)	Tolerance				
MDCA4020-100M	10.0	\pm 20%	1.80	2.30	215	243
MDCA4020-150M	15.0	\pm 20%	1.50	1.90	325	374
MDCA4020-220M	22.0	\pm 20%	1.20	1.40	470	500

Typical Electrical Characteristics:



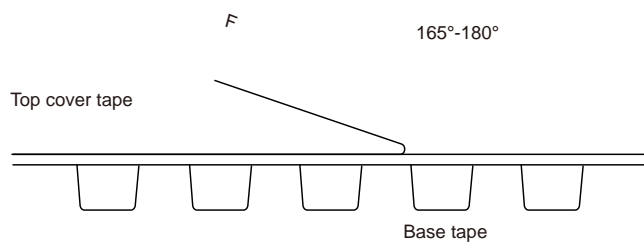


Soldering Reflow:P1

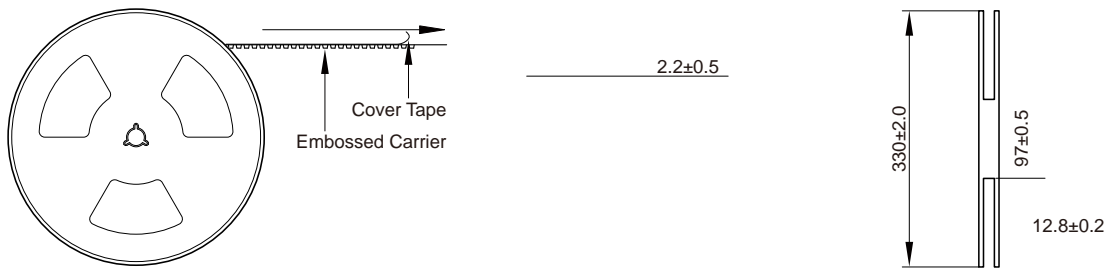
Packaging Information:

Tape Dimension :


Peel force of top cover tape:



Reel Dimension: [mm]



Packaging Quantity:



Cautions and Warnings:

Storage Conditions :

o.25s (temwitature: -5 to 3

- The storage period is within 12 months after the completion of pro.25868 of duco.2n. Bperure to followetionriod is condi
-
-
-

Operation Instructions:

-
-
-
-