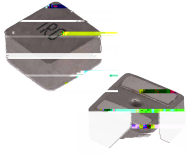




# MDTE Series

## FEATURES

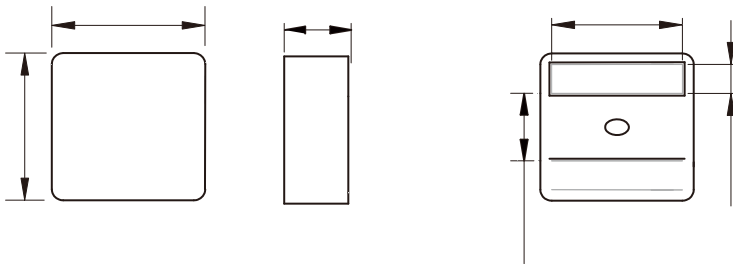
- So saturation
- High current, low DCR, high efficiency
- Very low acoustic noise and very low leakage flux noise
- High reliability
- 100% Lead (Pb)-Free and RoHS compliant
- Operating temperature -55~+125°C (Including self-temperature rise)
- Quantity: 500pcs



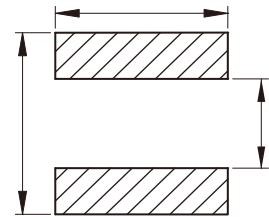
## APPLICATION

- Note PC power system, incl. IMVP-6
- DC/DC converter

Dimensions: [mm]



Land Pattern: [mm]



Electrical Properties:

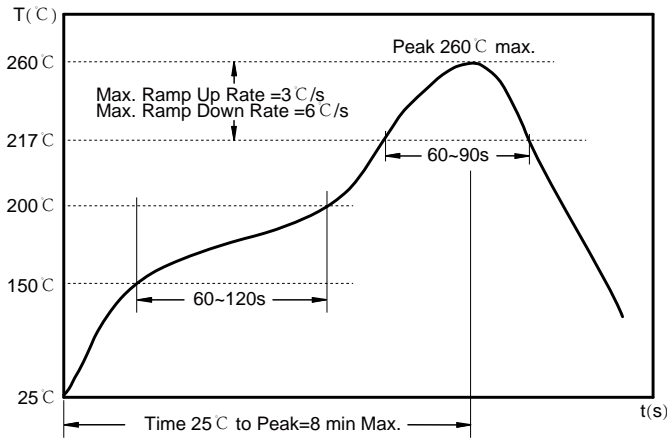
Part No	Inductance @ 100KHz/0.1V	Tolerance	Current Typ.	Current Max.	Temperature Rise Current Typ.	DC Resistance Max.	D
MDTE1060-R68M	0.68	±20%	55.0	50.0	34.0	1.50	9.5±0.5
MDTE1060-1R0M	1.00	±20%	48.0	44.0	28.5	2.32	9.0±0.5
MDTE1060-1R2M	1.20	±20%	45.0	40.0	26.5	2.64	9.0±0.5
MDTE1060-1R5M	1.50	±20%	40.0	36.0	24.5	3.30	9.0±0.5
MDTE1060-2R2M	2.20	±20%	35.0	30.0	20.0	4.84	9.0±0.5
MDTE1060-3R3M	3.30	±20%	28.0	25.0	16.8	7.70	9.0±0.5
MDTE1060-4R7M	4.70	±20%	25.0	22.0	14.0	10.72	9.0±0.5

Saturation Current will cause L to drop approximately 30%

Temperature Rise Current: The actual value of DC current when the temperature rise is  $\Delta T=40^{\circ}\text{C}$



## Soldering Reflow:



Preheat condition: 150 ~200°C / 60~120 sec.

Allowed time above 217°C: 60~90 sec.

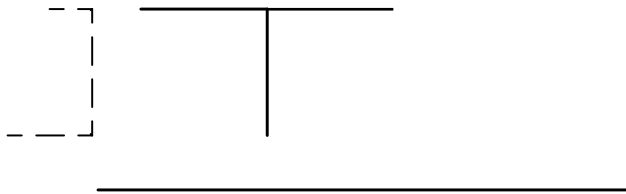
Max temperature: 260°C.

Max time at max temperature: 10 sec.

Allowed Reflow time: 2x max.

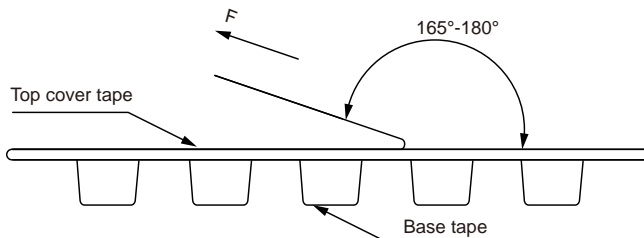
## Packaging Information:

### Tape Dimension:



Series	A0 (mm)	B0 (mm)	D (mm)	P0 (mm)	P1 (mm)	W (mm)	K0 (mm)	E (mm)	T (mm)
MDTE1060	12.4± 0.1	11.5± 0.1	1.5± 0.1	4.0± 0.1	16.0± 0.1	24.0± 0.3	6.3± 0.1	1.75± 0.1	0.35± 0.05

### Peel force of top cover tape:



The peel force of top cover tape shall be between 0.1 to 1.3 N

### Product Marking:

Marking	Printing Inductance)
---------	----------------------



Reel Dimension: [mm]



Packaging Quantity: